



Briefing Note

To: Directors/Leadership Team /Cabinet

Date: January 2023

Subject: Census First Release

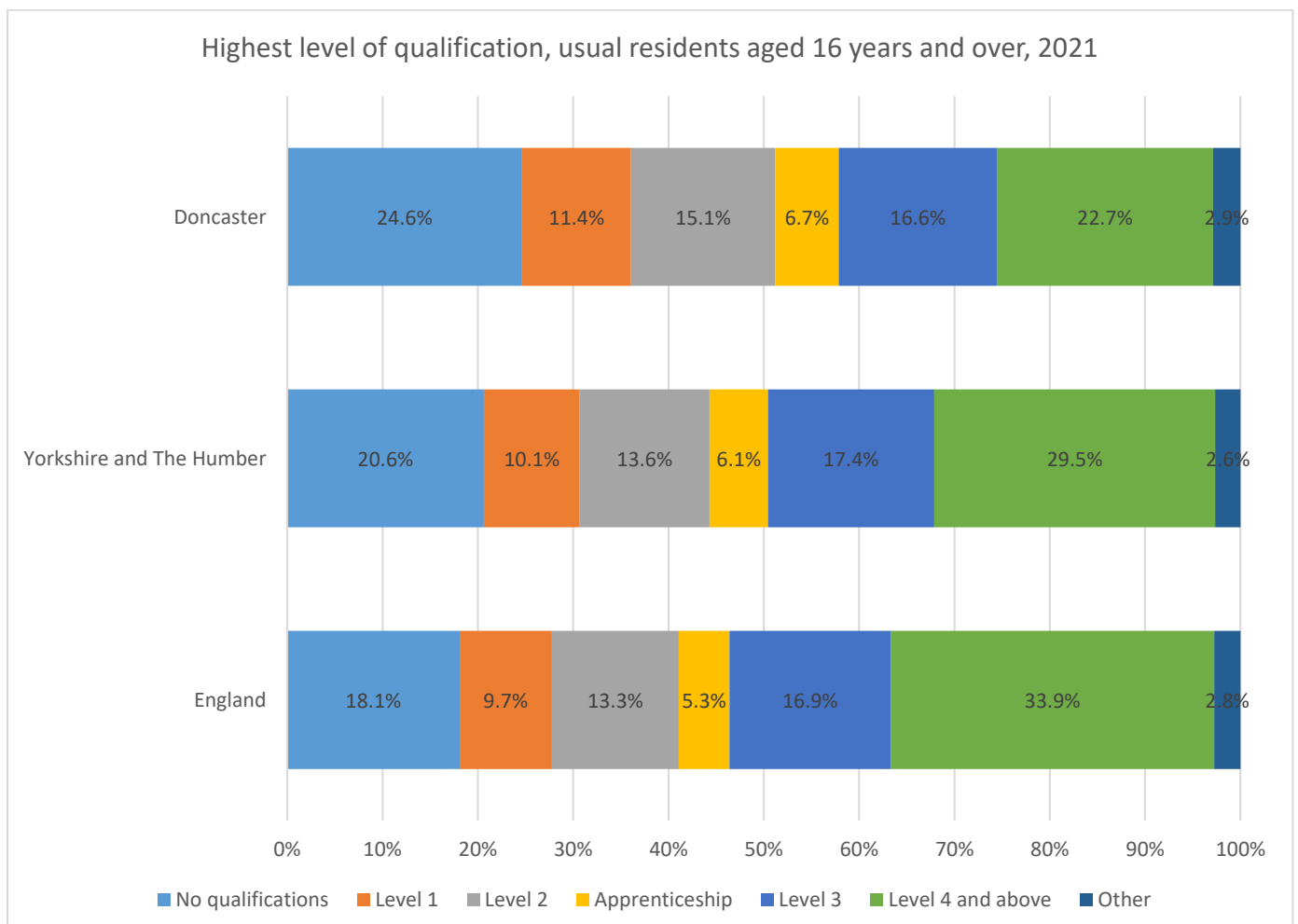
Purpose

To provide an outline of the Topic summary of the Census – Education & Skills

Education

There were 52,064 schoolchildren and full-time students (17.9%) in 2021 in Doncaster, out of total 291,164 usual residents aged five years and over.

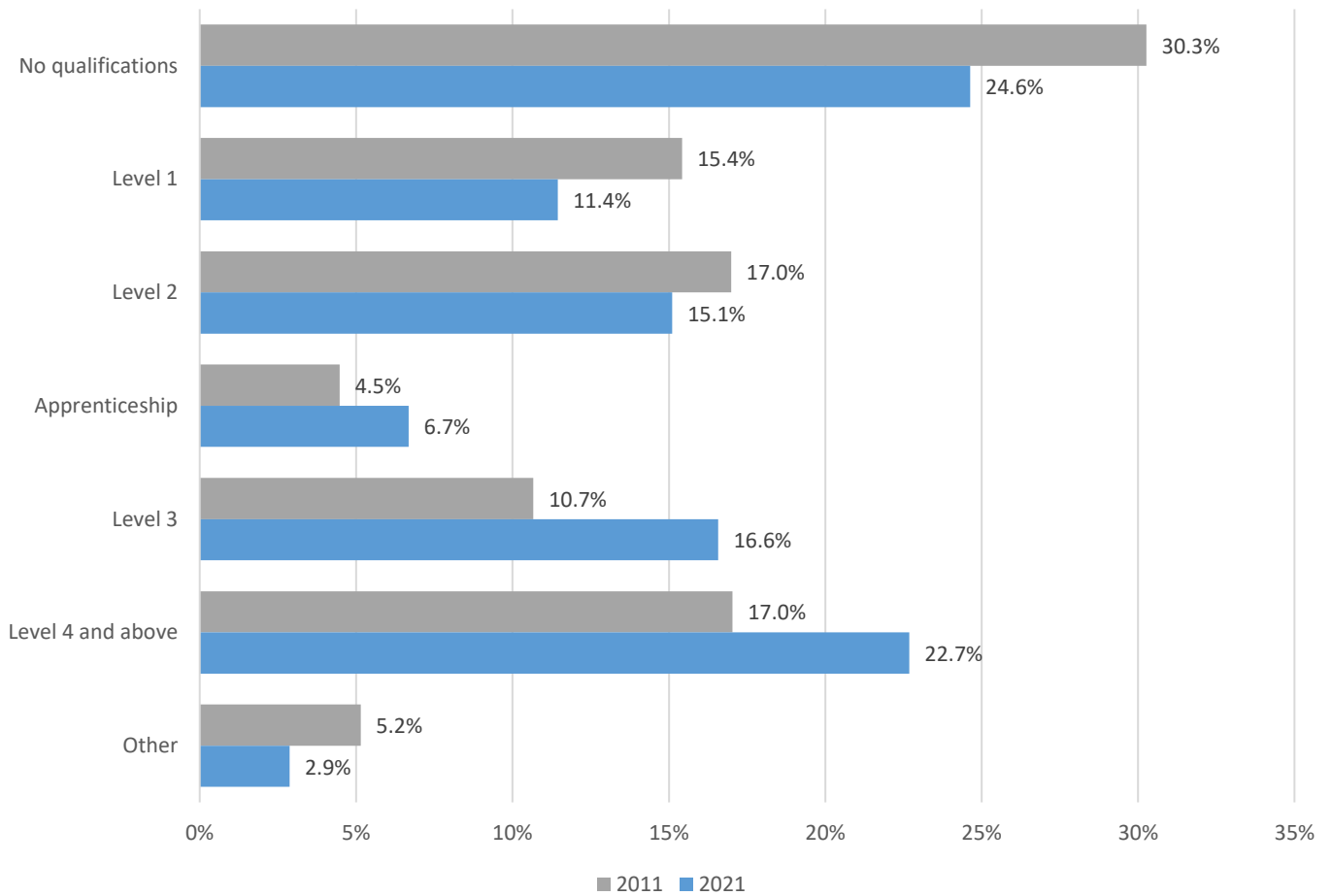
More than 1 in 5 usual residents aged 16 years and over had Level 4 or above qualifications (for example, Higher National Certificate, Higher National Diploma, Bachelor's degree and post-graduate qualifications); this was 22.7%, or 56,931 people. In 2011, 17.0% (41,714 people) had a Level 4 qualification. In the Yorkshire and Humber region, 29.5% had a Level 4 qualification or above, up from 23.3% in 2011.



In 2021, about a quarter (24.6%, 61,805) reported having no qualifications. In 2011, 30.3% (74,119 people) had no qualifications. In the Yorkshire and Humber region, 20.6% had no qualifications, down from 25.8% in 2011.

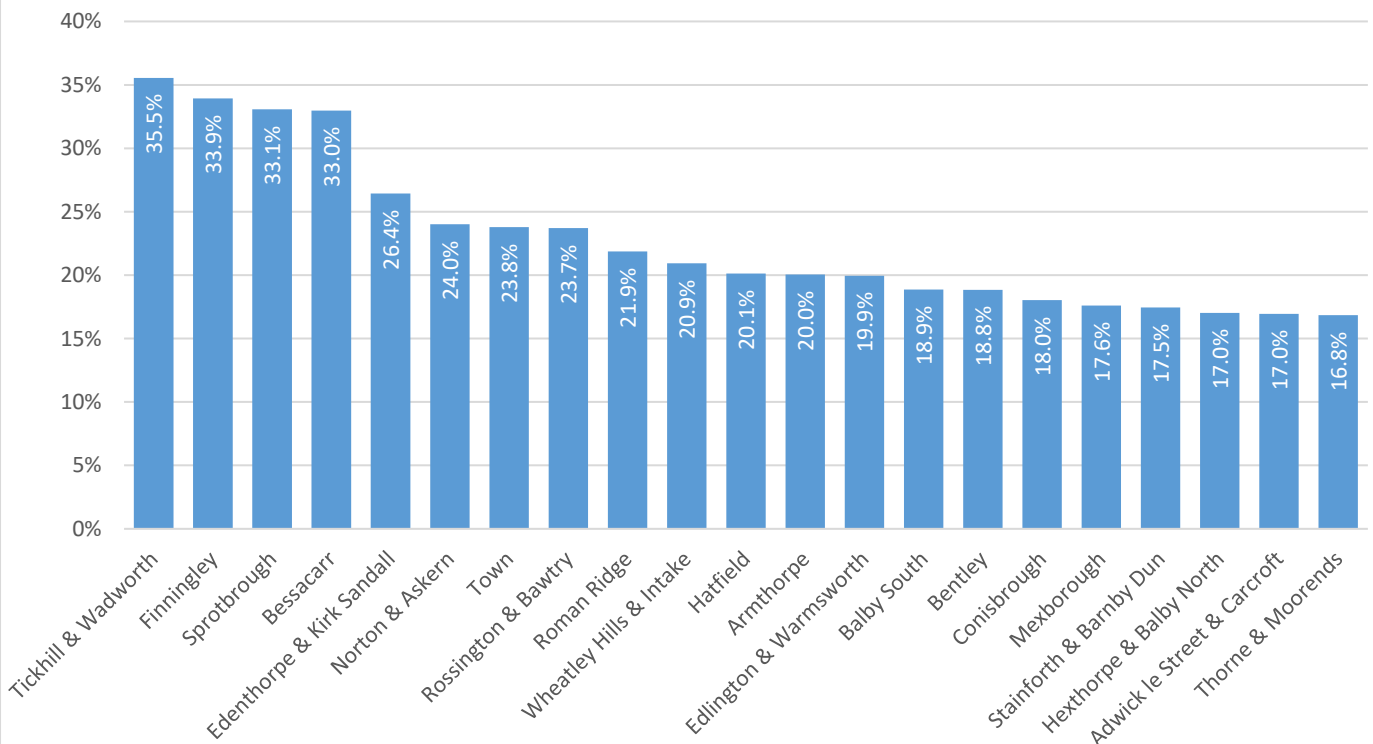
Across Doncaster in 2021, apprenticeships were the highest qualification for 6.7% of people (16,765). In 2011, apprenticeships were the highest qualification for 4.5% of people (10,958). In the Yorkshire and Humber region, apprenticeships were the highest qualification for 6.1% of people, up from 4.2% in 2011.

Highest level of qualification, usual residents aged 16 years and over, 2011 and 2021



Tickhill & Wadworth had the highest percentage of the population with Level 4 or above qualifications with 35.5% (3,317 people). Thorne & Moorends has the lowest percentage of population with 16.8% (2,469 residents).

Level 4 qualifications and above, by ward, 2021



Stainforth & Barnby Dun had the highest percentage of the population with no qualifications with 31.5% (2,452 people). Finningley has the lowest percentage of population with 14.6% (2,127 residents).

