



Briefing Note

To: Directors/Leadership Team /Cabinet

Date: January 2023

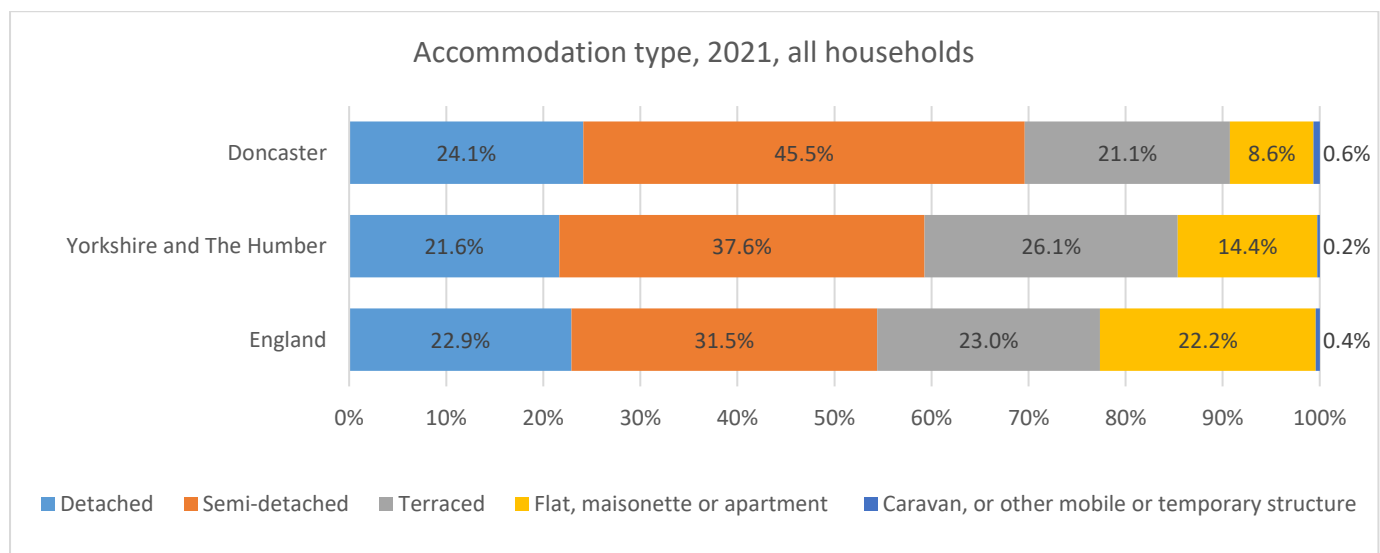
Subject: Census First Release

Purpose

To provide an outline of the Topic summary of the Census – Housing and Transport.

Housing

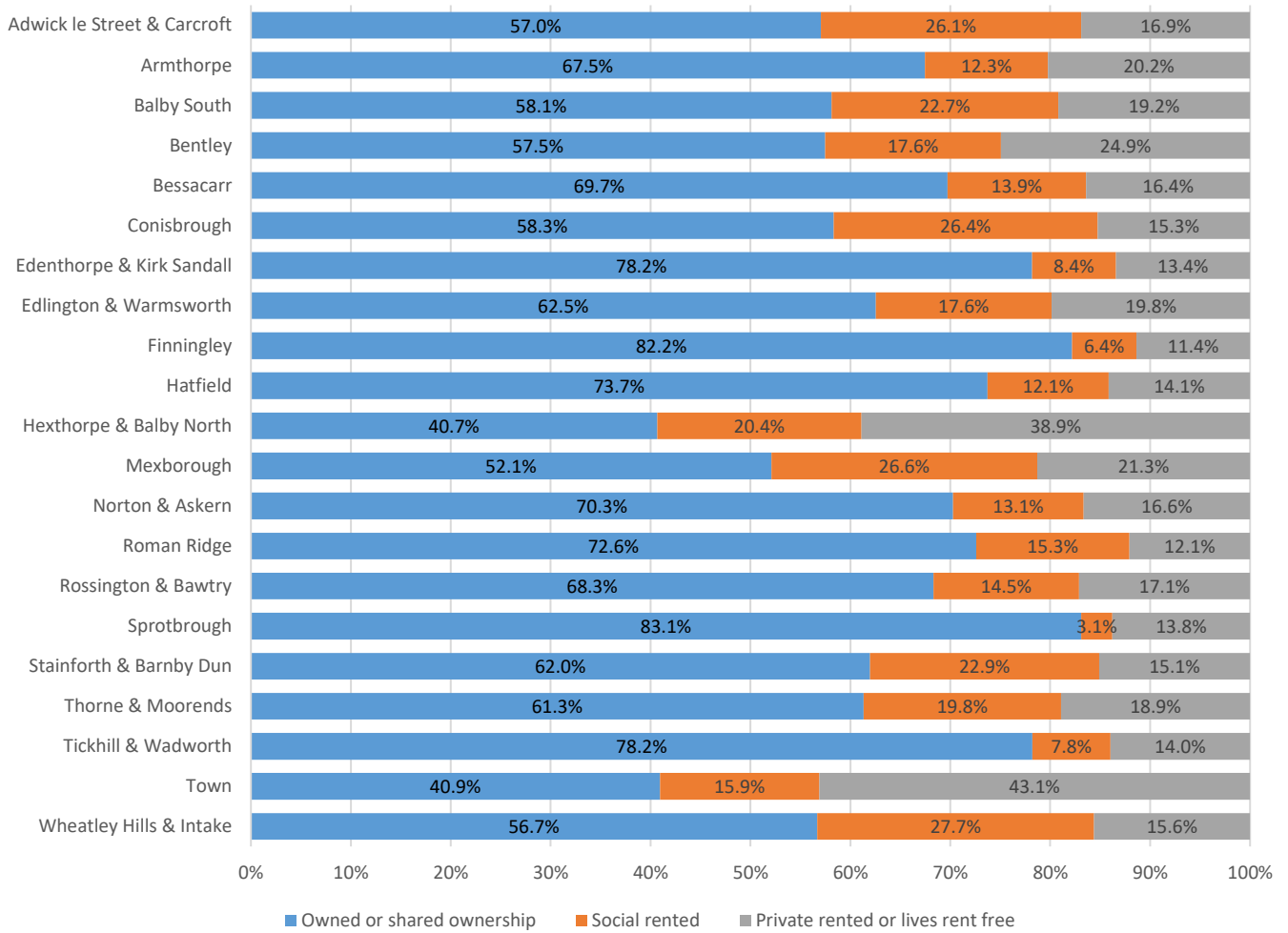
In Doncaster, 90.7% (121,130) of households lived in a house or bungalow; 8.6% (11,501) lived in a flat, maisonette or apartment and 0.6% (849) lived in a caravan, or other mobile or temporary structure. Across Yorkshire and Humber, 85.3% lived in a house or bungalow, 14.4% lived in a flat, maisonette or apartment and 0.2% lived in a caravan, or other mobile or temporary structure.



The proportion of households living in a flat, maisonette or apartment increased the most over the decade, from 7.7% (9,701) in 2011 to 8.6% (11,501) in 2021. The proportion of households living in a house or bungalow has decreased from 91.7% (116,034) in 2011 to 90.7% (121,130) in 2021.

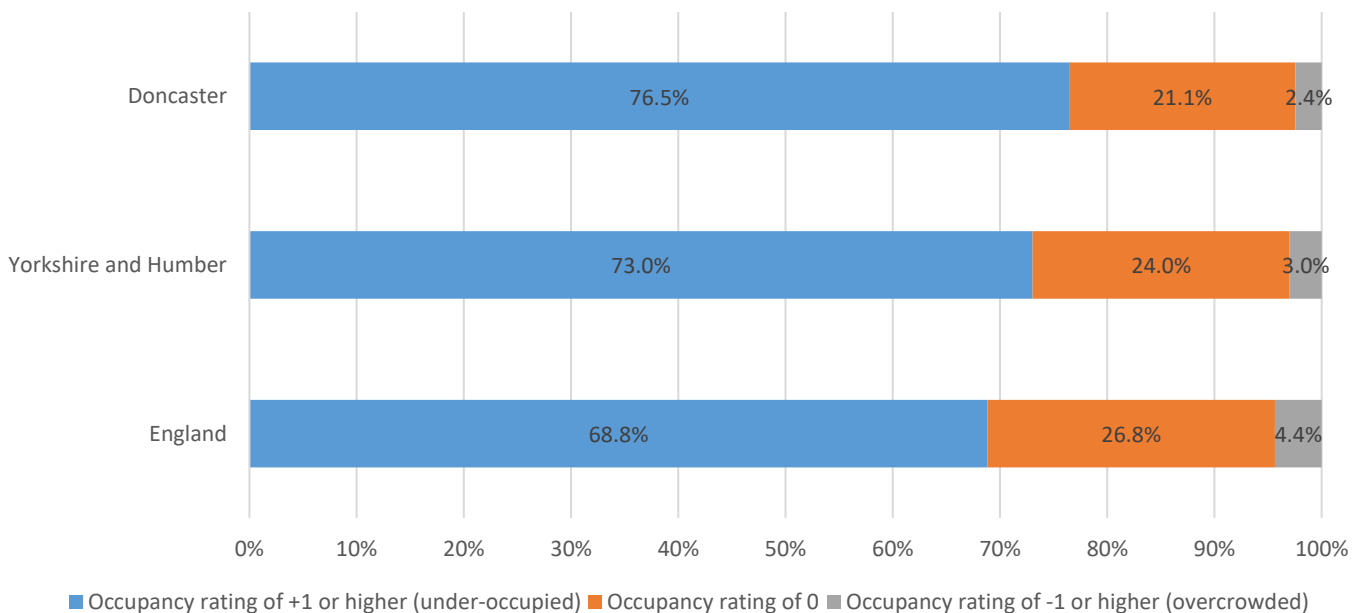
In 2021, 63.3%, (84,446) of households owned the accommodation they lived in, 36.4% (48,635) rented their accommodation and 0.3% (399) of households lived rent free. In Yorkshire and Humber 63.1% owned the accommodation, 36.7% rented their accommodation and 0.2% lived rent free. Sprotbrough has the highest proportion of households that are owned or shared ownership (83.1%) in Doncaster whereas Hexthorpe and Balby North has the lowest proportion of owner-occupied households (40.7%). Town has the highest proportion of privately rented accommodation (43.1%), Sprotbrough has the lowest proportion of socially rented households (3.1%).

Tenure type, Census 2021, all households

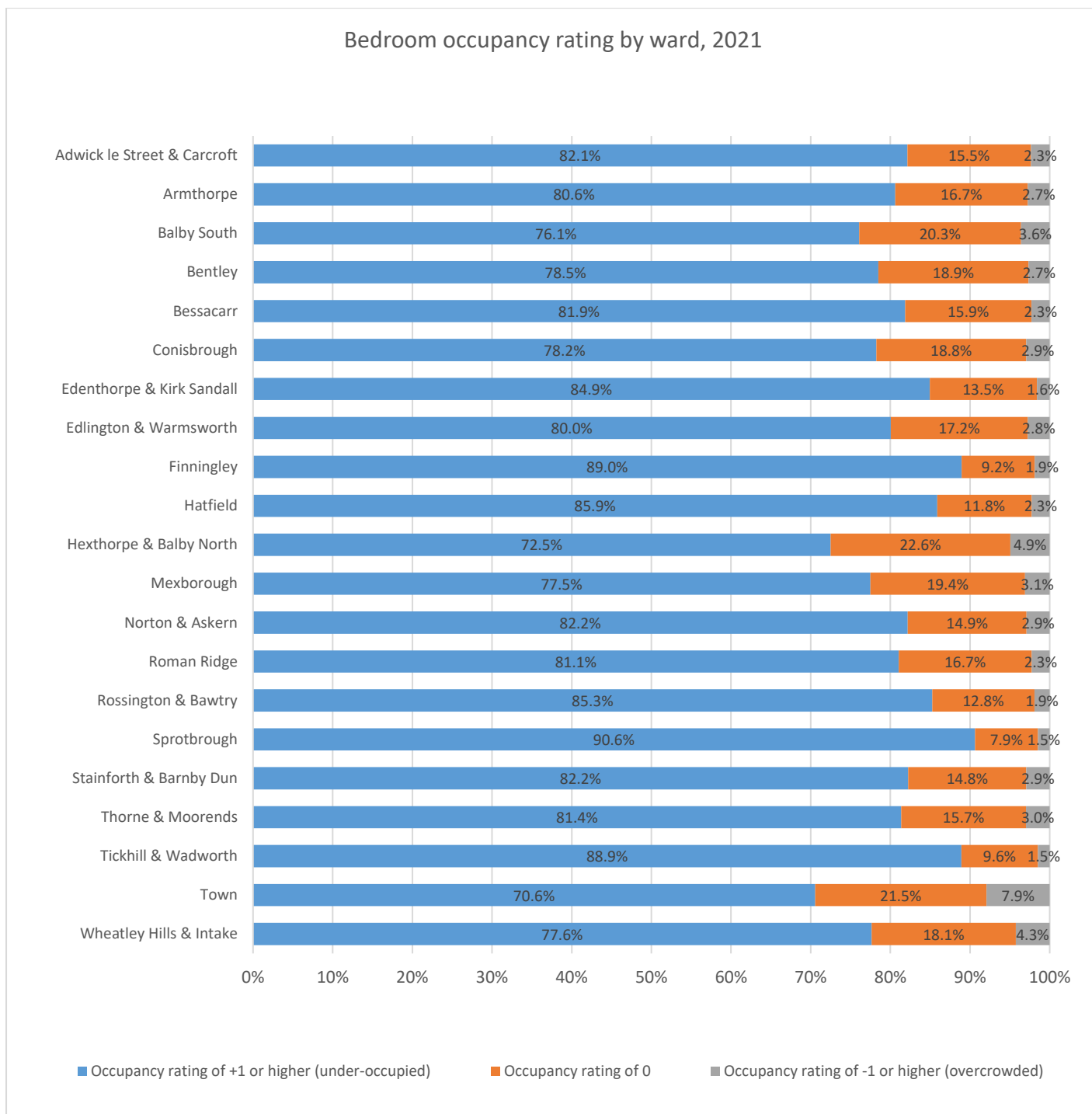


In Doncaster there was a smaller proportion of households that had fewer bedrooms than required (2.4%, 3,263), compared with 2011 (3.2%, 4,064). In Yorkshire and Humber region, this reduced from 3.6% in 2011 to 3.0% in 2021.

Bedroom occupancy rating, 2021

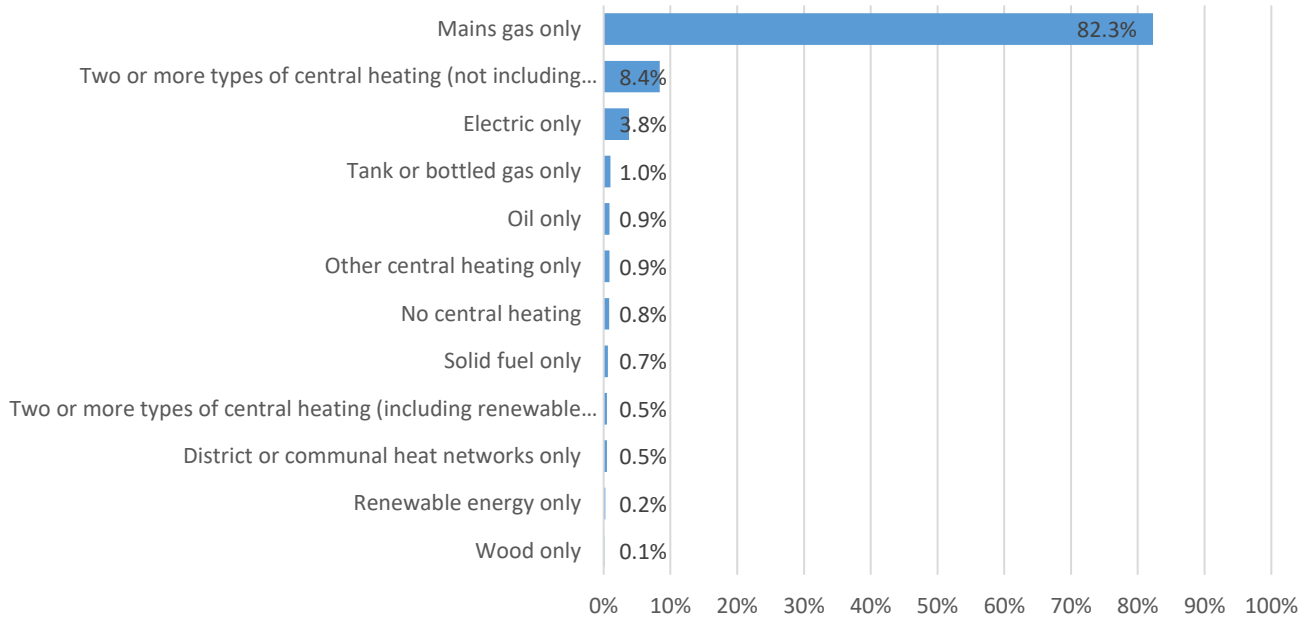


Town Ward has the highest proportion of households with fewer bedrooms than required (7.9%). Sprotbrough has the highest proportion of households considered under-occupied (90.6%).



Almost all households reported that they had central heating in 2021 (99.2%, 132,364); of these, 0.7% (963) used at least one renewable energy source. In Yorkshire and Humber, 98.4% of households had central heating, 0.9% used at least one renewable energy source.

Types of central heating, Doncaster, 2021



Car & Van Ownership

In 2021, 24.4% (32,560) of households had no cars or vans (down from 27.8%, 35,102 in 2011). In Yorkshire and Humber, this figure reduced from 27.6% in 2011 down to 24.2% in 2021.

Car or van availability, 2021

